illumina®

Infinium® HumanMethylation450 BeadChip

Product Information

Product Information

Array Product Group	Infinium
Array Product Name	HumanMethylation450 BeadChip
Number Of Sample Sections	12
Number of Methylation Sites	>450,000
DNA Input Requirements	500 ng (1 µg with automation)
Assay Type	Infinium HD Methylation
Marker List	icom.illumina.com/ download/summary/ JjR0fvdMxkePWRW1hLyZrQ

Array Product Image



Array Sample Section Nomenclature



Automated Processing

Robot Process	MSA4
Robot Code Version	Illumina Automation Control v5.0.1
Robot Tip Guide	Guide-B



Robot Base Plate	2-BeadChip Base Plate (included with automation package)

Assay Documentation

User Guide	Infinium HD Assay Methylation Protocol Guide (15019519 Rev A)
Manual Experienced User Card (EUC)	Infinium HD Methylation Assay Manual EUC (15019522 Rev A)
Automated Experienced User Card (EUC)	Infinium HD Methylation Assay Auto EUC (15019521 Rev A)
Lab Tracking Form (LTF)	Infinium HD Assay for Methylation Lab Tracking Form (15020316 Rev A)
Document Set	15021522 Rev A
Sample Sheet	Example HD Methylation Sample Sheet (15020628)

PDFs of these documents can be downloaded from the Illumina website. Go to http://www.illumina.com/documentation. From the **Category** drop down menu, select **Assays**; from the **Subcategory** drop down menu, select **Infinium Methylation Assay**. When you click on a document name, you will be asked to log in to iCom. After you log in, you can view or save the PDF.

Data Analysis Software

GenomeStudio Module	GenomeStudio Methylation Module
GenomeStudio Module (version)	v1.8/2010.3
GenomeStudio Module User Guide	GenomeStudio Methylation Module v1.8 User Guide (11319130 Rev B)
GenomeStudio User Guide	GenomeStudio 2008.1 Framework User Guide (11318815 Rev A)
Workstation Requirements	64-bit, 8 GB RAM

HiScanSQ

Scan Settings	Methylation NXT.scst
iScan Control Software	v3.2.45+
AutoLoader2 / AutoLoader2 Service	v2.3.0 / 2.3.0
Approximate Array Scan Time (saving locally)	60 min per BeadChip

iScan

Scan Settings	Methylation NXT.scst
iScan Control Software	v3.2.45+
AutoLoader2 / AutoLoader2 Service	v2.3.0 / 2.3.0
Approximate Array Scan Time (saving locally)	60 min per BeadChip

Illumina LIMS

Illumina LIMS Compatible	No
Robot Code	N/A
AutoCall	N/A
Fluorometer Analysis Software	N/A
Thermocycler Control Software	N/A
Thermocycler Control Software User Guide	N/A
iScan Control Software	N/A

Illumina, Inc. • 9885 Towne Centre Drive, San Diego, CA 92121 USA • 1.800.809.4566 toll-free • 1.858.202.4566 tel • techsupport@illumina.com • illumina.com

FOR RESEARCH USE ONLY

© 2011 Illumina, Inc. All rights reserved.
Illumina, illumina*Dx*, Solexa, Making Sense Out of Life, Oligator, Sentrix, GoldenGate, GoldenGate Indexing, DASL, BeadArray, Array of Arrays, Infinium, BeadXpress, VeraCode, IntelliHyb, iSelect, CSPro, GenomeStudio, Genetic Energy, HiScan, HiSeq, TruSeq, and Eco are registered trademarks or trademarks of Illumina, Inc. All other brands and names contained herein are the property of their respective owners.
Pub. No. 270-2010-002 Current as of 03 January 2010

illumina®

AGAATGATAACAGTAACACACTTCTGTTAACCTTAAGATTACTTGATCCACTGATTCAACGTACCGTAACGAACGTATCAATTGAGACTAAATATTAACGTACCATTAAGAGCTACCGTCTTCTGTTAACCTTAAGATTACTTGATCCACTGATTCAAC
TCAACGTACCGTAACGAACGTATCATTAAGATTACTTGATCCACTGATTCAACGTACCGTAACGAACGTATCAATTGAGACTAAATATTAACGTACCATTAAGAGCTACCGTGCAACGACGAAAAGAATGATAACAGTAACACACTTCTGTTAACCTT
CGACGAAAAGAATGATAACAGTAACACACTTCTGTTAACCTTAAGATTACTTGATCCACTGATTCAACGTACCGTAAAGATTACTTGATCCACTGATTCAACGTACCGTAACGAACGTATCAATTGAGACTAAATATTAACGTACCATTAAGAGCTACC
AACGTACCATTAAGAGCTACCGTGCAACAGTAACACACTTCTGTTAACCTTAAGATTACTTGATCCACTGATTCAACGTACCGTAACGAACGTATCAATTGAGACTAAATATTAACGTACCATTAAGAGCTACCGTGCAACGACGAAAAGAATGATAA
AGAATGATAACAGTAACACACTTCTGTTAACCTTAAGATTACTTGATCCACTGATTCAACGTACCGTAACGAACGTATCAATTGAGACTAAATATTAACGTACCATTAAGAGCTACCGTCTTCTGTTAACCTTAAGATTACTTGATCCACTGATTCAAC
GATTACTTGATCCACTGATTCAACGTTAAGATTACTTGATCCACTGATTCAACGTACCGTAACGAACGTATCAATTGAGCTTCTGTTAACCTTAAGATTACTTGATCCACTGATTCAACGTACCGTAACGAACGTATCAATTGAGACTAGCAACGACG
CGTATCAATTGAGACTAAATATTAACGTACCATTAAGAGTCTGTTAACCTTAAGATTACTTGATCCACTGATTCAACGTACCGTAACGAACGTATCAATTGAGACTAAATATTAACGTACCATTAAGAGCTACCGTGCAACGAAAAGAATGATAACAGTA